CERTIFICATE OF TEST

DATE OF ISSUE: **30 June 2021** CERTIFICATE NUMBER: **U4050-1**

UKAS TESTING 1909

Tel: 0118 966 2724 E-Mail: ets@etsonline.co.uk

ENVIRONMENTAL TEST SERVICES

Environmental Test Services Limited, Unit 38 Suttons Business Park,
Suttons Park Avenue, Reading, Berks RG6 1AZ

Registered in England No: 3110350

APPROVED SIGNATORY

S J Abraham
Laboratory Manager

Customer: Hochiki Europe (UK) Ltd
Gillingham Business Park
Grosvenor Road
Gillingham
Kent, ME8 0SA

Order No: 25084

Description of Equipment Tested:

An assembly comprising the following 3 items:

1 off Analogue Photoelectric Smoke Sensor
Model: ALN-EN
Serial No: 102320278

1 off BASE
Model: YBV- R/4
Serial No: 909403570

1 off Addressable Base Sounder Beacon
Model: YBO-BSB3/RL
Serial No: 007400003

Manufactured by Hochiki Europe (UK) Ltd

Tested to:

Water Ingress Test
BS EN 60529:1992 + A2:2013, IPX2
2½ minutes in each of 4 positions, inclined at 15° (total 10 minutes)

Results:

Following customer instruction, ETS set the test item to function throughout the water ingress test. The test item status indication was observed to be normal throughout the test.
Following the water ingress test and before the post-test inspection, the test item was subjected to a smoke detector test. This activated an audible response and the expected alarm indication on the connected control panel.
Opinions regarding test item functionality are outside the ETS schedule of UKAS accreditation.
Post IPX5 test inspection:
The post-test inspection was performed by ETS.
During the post test inspection, some water ingress was found. See attached photographs.

Comments:

The test item was received in good visual condition for testing on 16 April 2021.
The test was performed on 24 May 2021.
The test was performed in accordance with the test specification shown above.
In accordance with BS EN 60529:1992 + A2:2013 paragraph 14.2.1 the assembly was attached to a wooden board to replicate the normal mounting arrangement (ceiling mounted) therefore the mounting face was protected from the water drips. Two leads were passed through a sealed hole in the centre of the mounting board to operate the test item. The assembly was sat on a rubber support that did not impair potential water ingress.
The water temperature was 15°C.
The test item was preconditioned in a test chamber to +15°C before the IPX2 test was performed.
A certificate attachment "Ingress Protection Test – IPX2: Photographic Records" was issued to the customer (7 pages).
All test records for the work detailed above are filed at ETS under Route Card No: 3138.

Prepared by:

N Bond

Disclaimer(s): Opinions and interpretations expressed herein are outside the scope of our UKAS accreditation.
This certificate may not be reproduced, except in full, without the written permission of ETS Ltd.

INGRESS PROTECTION TEST- IPX2:
PHOTOGRAPHIC RECORDS

Test item, 1st angle during test

Test item, 2nd angle during test

INGRESS PROTECTION TEST- IPX2:
PHOTOGRAPHIC RECORDS

Test item, 3rd angle during test

Test item, 4th angle during test

INGRESS PROTECTION TEST- IPX2:
PHOTOGRAPHIC RECORDS



Post-test inspection: Water ingress visible (Sounder)

Post-test inspection: Water ingress visible (Sounder)

INGRESS PROTECTION TEST- IPX2:
PHOTOGRAPHIC RECORDS

Post-test inspection: Water ingress visible (Sensor)



Post-test inspection: Water ingress visible (Sensor)

INGRESS PROTECTION TEST- IPX2:
PHOTOGRAPHIC RECORDS



Post-test inspection: Water ingress visible (Base)

INGRESS PROTECTION TEST- IPX2:
PHOTOGRAPHIC RECORDS

Following customer instruction, the test item was made operational by connection to a Syncro AS Lite Analogue Addressable Fire Control Panel, Hochiki Protocol. (Control panel)



Control panel, display in non-alarm state



Test item being exposed to AS Smoke Detector Tester

INGRESS PROTECTION TEST- IPX2:
PHOTOGRAPHIC RECORDS



Control panel display in fire alarm state (triggered by AS Smoke Detector Tester)